

Wspólnie
tworzymy
szkoły
możliwości

Refugee students from Ukraine in the Polish education system

Author: Paulina Chrostowska

Status: April 2024

This publication was prepared by the Center for Citizenship Education in cooperation with the United Nations Children's Fund (UNICEF).



Data sources

Ministry of National Education (Poland) (Education Information System - SIO) - number of Ukrainian students, number of foreign students, total number of students, number and type of schools.

Social Insurance Institution (ZUS) - number of children for whom the 800+ benefit is collected.

Ministry of Digital Affairs - number of people granted the PESEL number with UKR status.

Schools

Public and non-public primary schools, general secondary schools, technical schools and 1st degree vocational schools.

Student groups

Refugee students from Ukraine - children attending Polish schools who came to Poland after 24 February 2022 as a result of the escalation of the war in Ukraine.

Migrant students from Ukraine - children who arrived in Poland before the escalation of the war in Ukraine on 24 February 2022.


Other students - other students of Polish schools, including both Polish students and foreign students with citizenship other than Ukrainian.

6.7 million people studied in Poland


in all types of schools and preschools, public
and non-public, for children,
youth and adults

in the 2023/24 school year.

6.7 million



Close to 5.2%
of that number **were**
foreign students from
different countries.

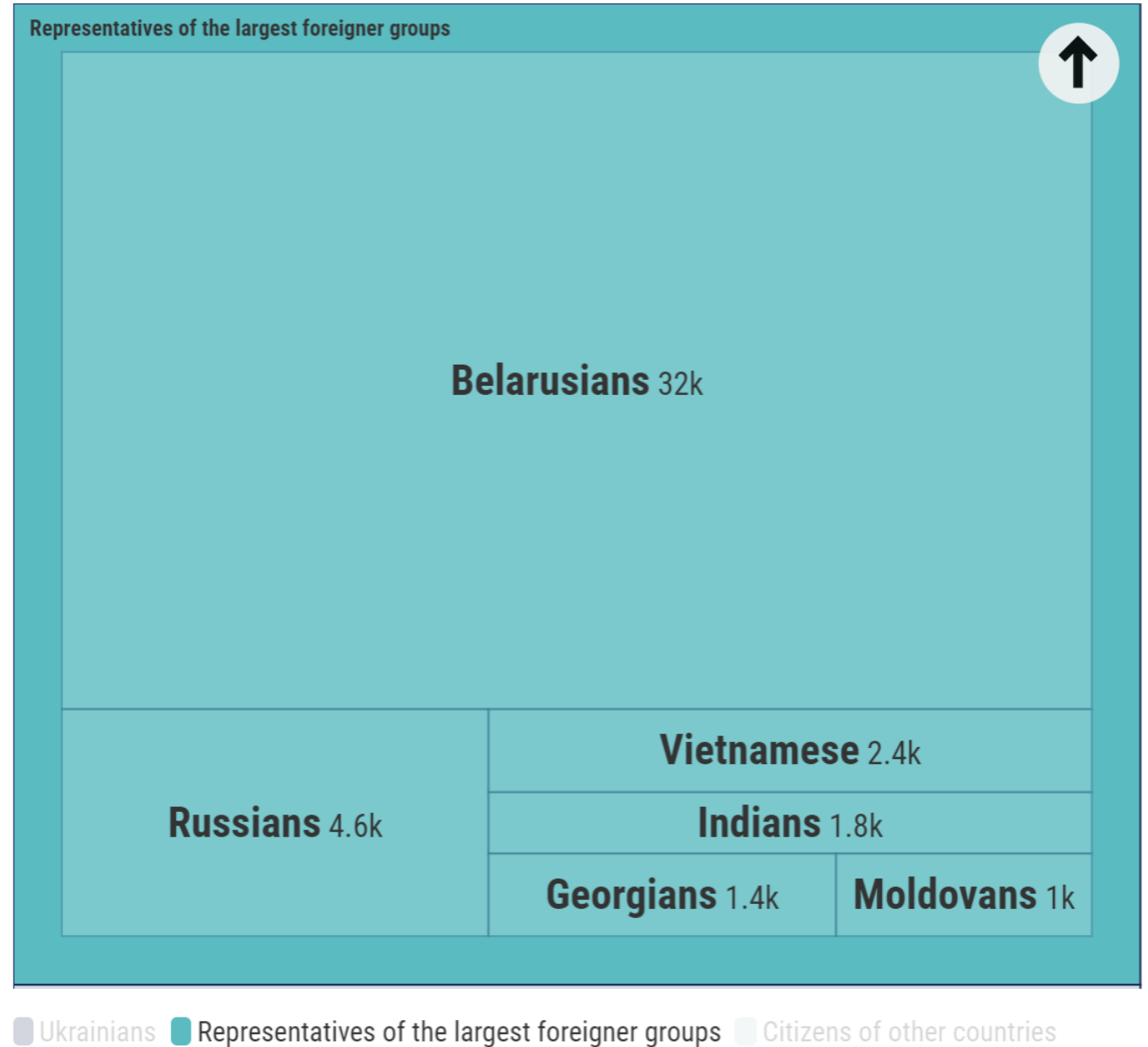


Ukrainians constitute a vast majority of foreigners enrolled in Polish schools.
In total, they represent **290 thousand**, or **4.3%** of all learners.



The largest groups among (non-Ukrainian) foreign students are:

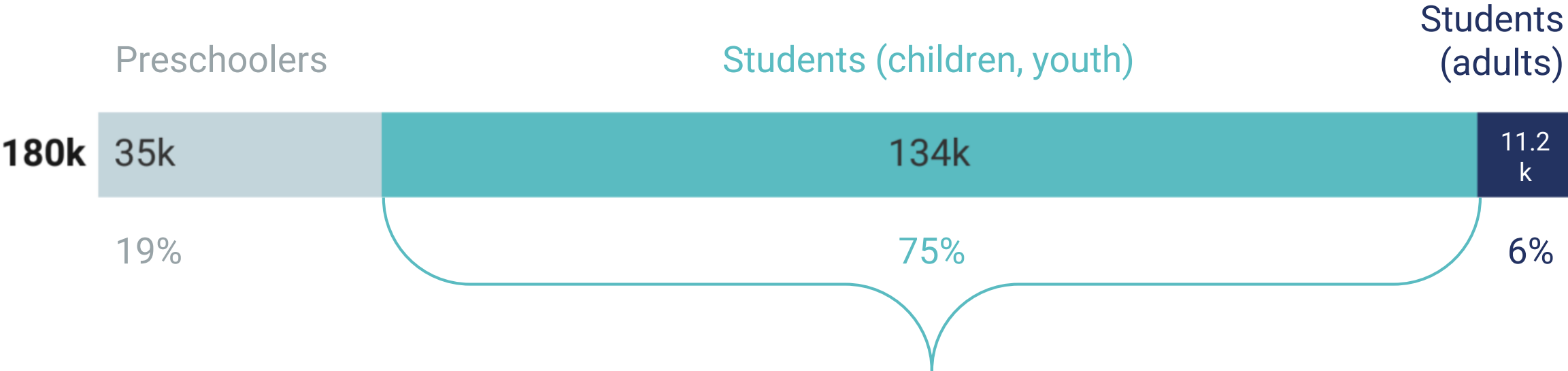
- Belarusians
- Russians
- Vietnamese
- Indians
- Georgians
- Moldovans



In April 2024, **180 thousand Ukrainian refugees** studying at various educational facilities in Poland were registered in the Education Information System (SIO).



In this group, **134,000** are school-age children and youth.



The following analysis concerns this student group.

What do we know about school-age refugee children from Ukraine in Poland?

Children in the PESEL UKR register

298k

Children for whom the 800+ benefit is collected

155k

Children attending Polish schools

134k

What don't we know about school-age refugee children from Ukraine in Poland?

How many of the 143 thousand refugee children from Ukraine registered in the PESEL UKR database, for whom the 800+ is not collected, are still in Poland and should be cared for by the Polish state?



How many of the (at least) 21 thousand children, for whom the 800+ is collected, but who are not enrolled in Polish schools, are still in Poland and what is their educational situation?

What don't we know about school-age refugee children from Ukraine in Poland?

We do not know the exact number of refugee children from Ukraine residing in Poland, but not enrolled in Polish schools.

Children in the PESEL UKR register

298k

Children for whom the 800+ benefit is collected

155k

Children attending Polish schools

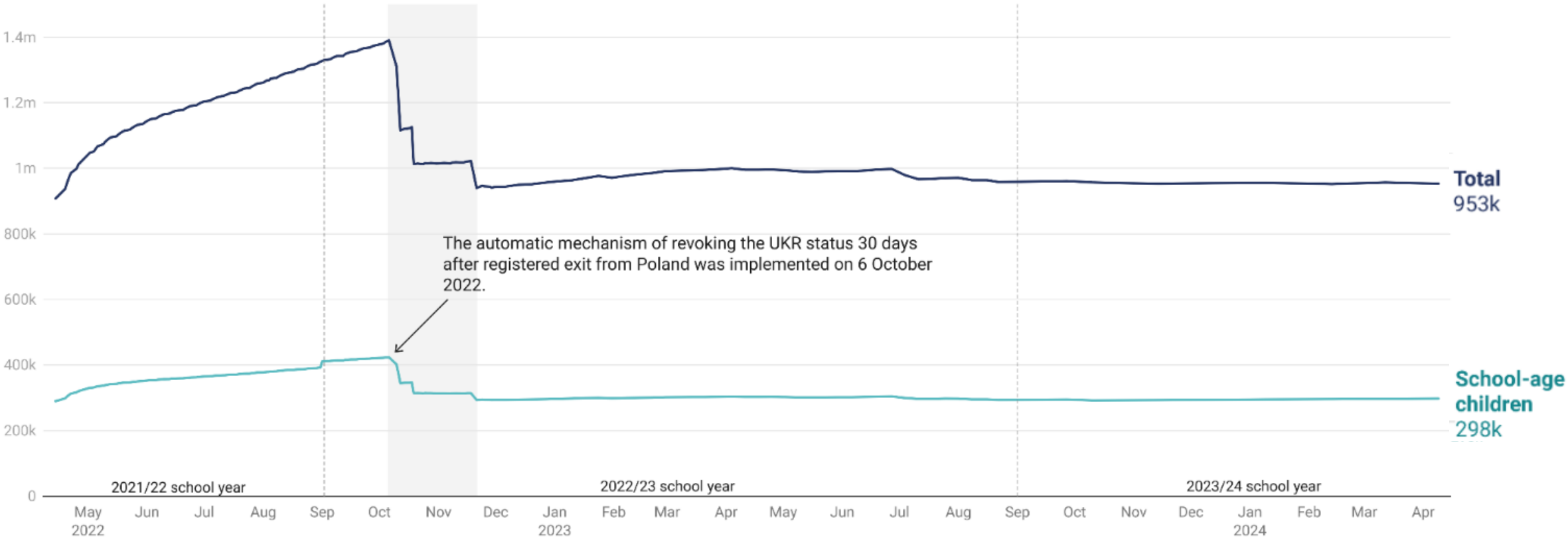
134k

According to the Ukrainian Ministry of Education and Science, 58 thousand children residing in Poland are enrolled in the Ukrainian remote education system. We don't know how many of them are simultaneously studying at Polish schools.

The number of school-age refugee children from Ukraine in the PESEL UKR register has remained virtually unchanged since December 2022.

People with PESEL UKR status, including school-age children

The UKR status is revoked 30 days after registered exit from Poland.

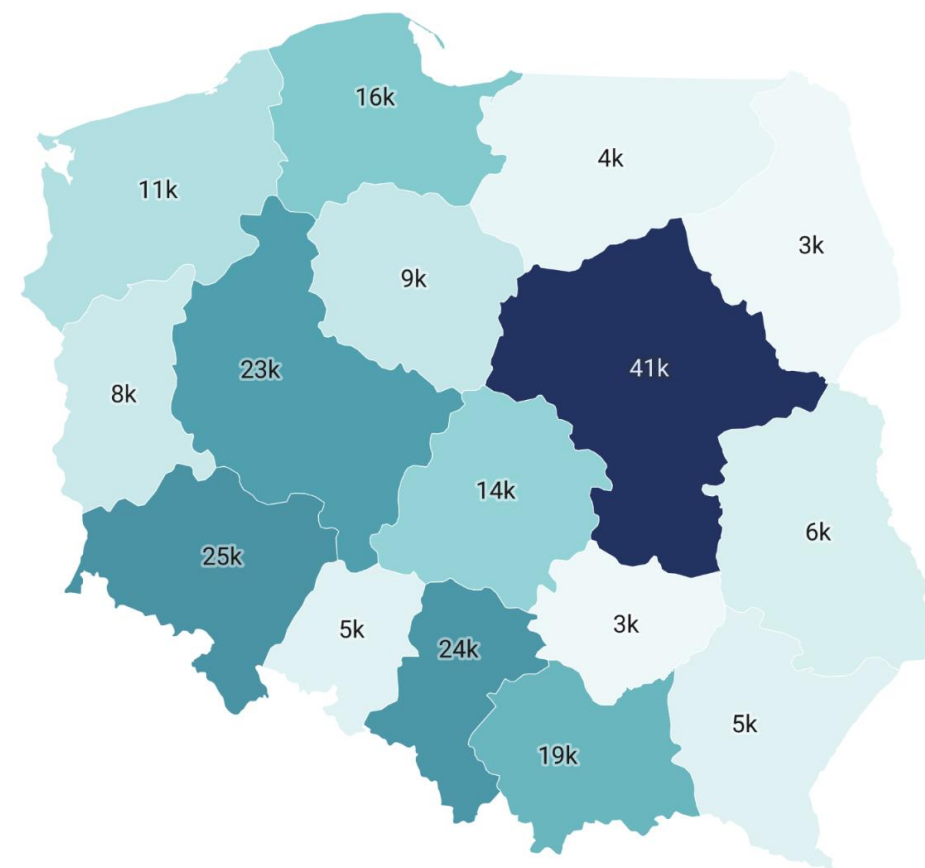


The school age population is assumed to be persons born between 2005 and 2016 - school year 2023/24, between 2004 and 2014 - school year 2022/23 (until 31 August 2023), between 2003 and 2014 - school year 2021/22 (until 31 August 2022).

In March 2024, ZUS disbursed the 800+ for **218 thousand** Ukrainian refugee children aged 0-17. According to our estimates, this group includes **155 thousand** school-age Ukrainian refugee children.

Number of refugee children from Ukraine aged 0-17 for whom ZUS disbursed the 800+ benefit in March 2024.


Number of refugee children
3k 41k





There are 21 thousand schools in Poland.
In 12 thousand of them,
i.e. in more than half of Polish schools,
there are refugee students from Ukraine.

Schools providing education to refugee students from Ukraine



Primary school

General secondary school

Technical school

1st degree vocational school

Other

TOTAL

Total no. of schools, incl.:

14k

2.5k

1.8k

1.7k

1k

21k

teaching refugee students from Ukraine

8k

1.5k

1.4k

900

170

12k

%

57%

61%

77%

54%

17%

57%

The number of refugee students from Ukraine in Polish schools



Primary schools

105.6k



Secondary schools

28k



Other

500

134.1k

The number of refugee students from Ukraine in secondary schools



General secondary schools

9.1k



Technical schools

13.4k



1st degree vocational schools

5.5k

28k

Refugee students from Ukraine
constitute **3% of all**
students in Polish schools.

In 1 in 4 classrooms
in Poland students learn with at least
one person from Ukraine with
refugee experience.





Apart from **134 thousand refugee students from Ukraine**, there are also around **50 thousand migrant students from Ukraine** in Polish schools, who came to Poland before the escalation of the war in Ukraine on 24 February 2022.

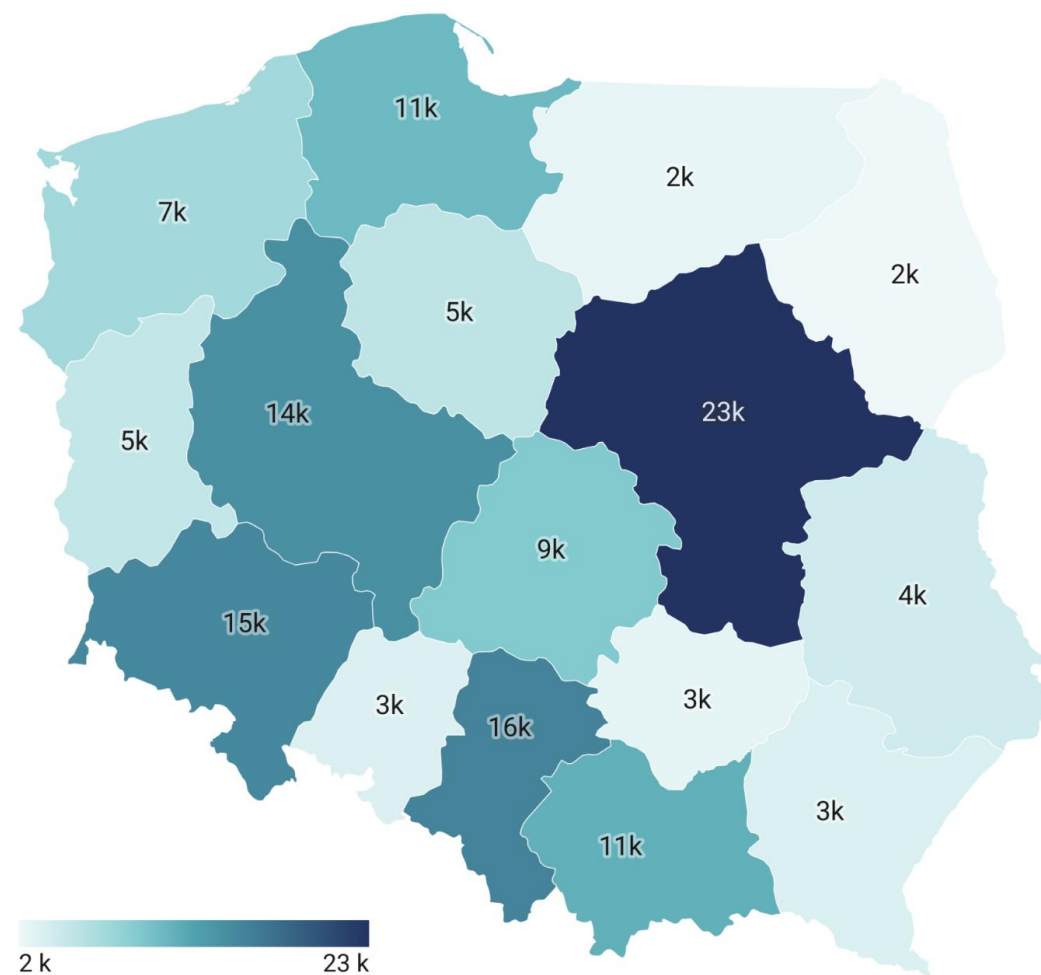
In total, Ukrainian students constitute almost **4%**
of all students at Polish schools.



These provinces have
the largest number of
refugee students from
Ukraine:

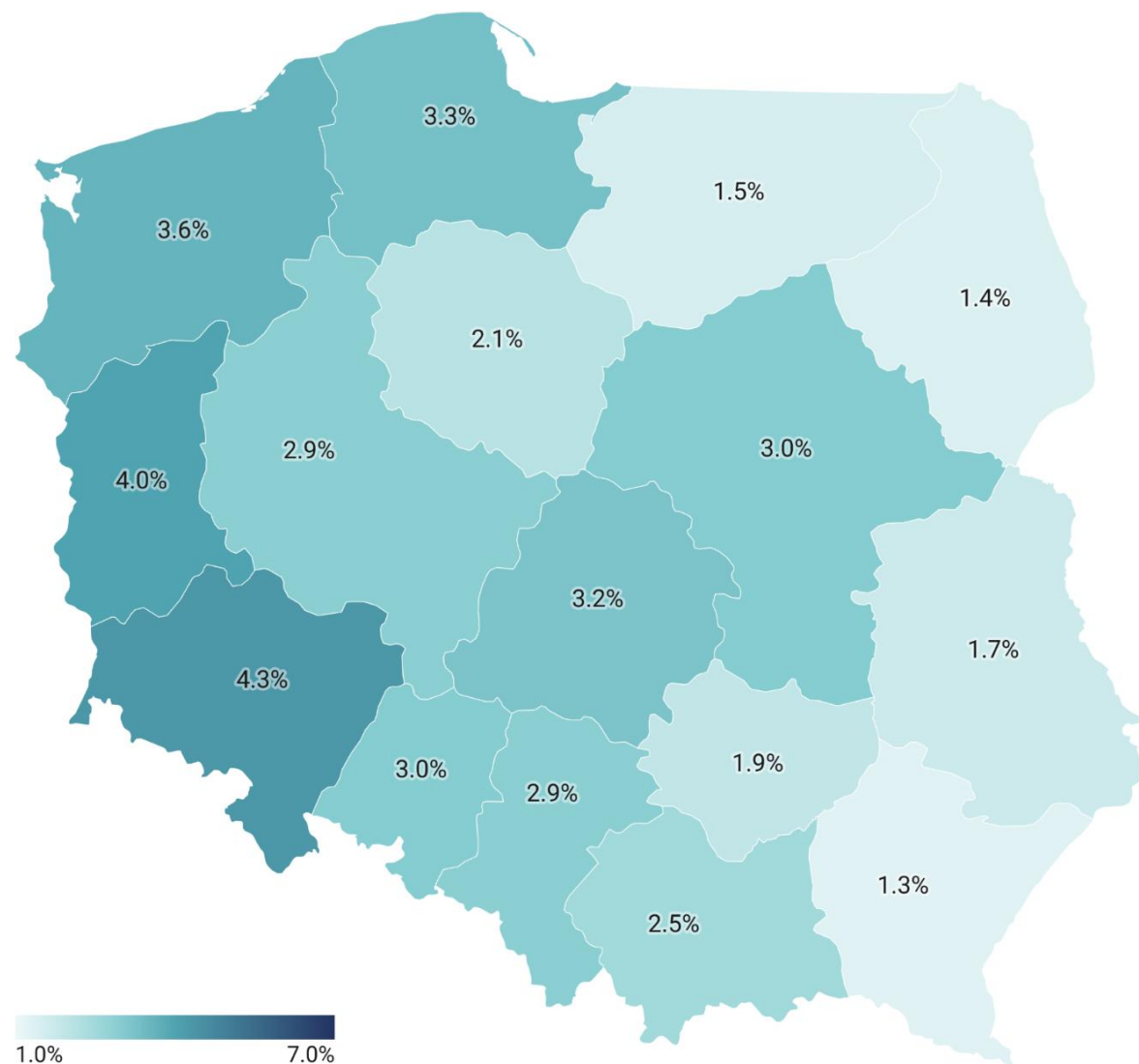
- Masovia,
- Silesia,
- Lower Silesia,
- Greater Poland.

The number of refugee students from Ukraine



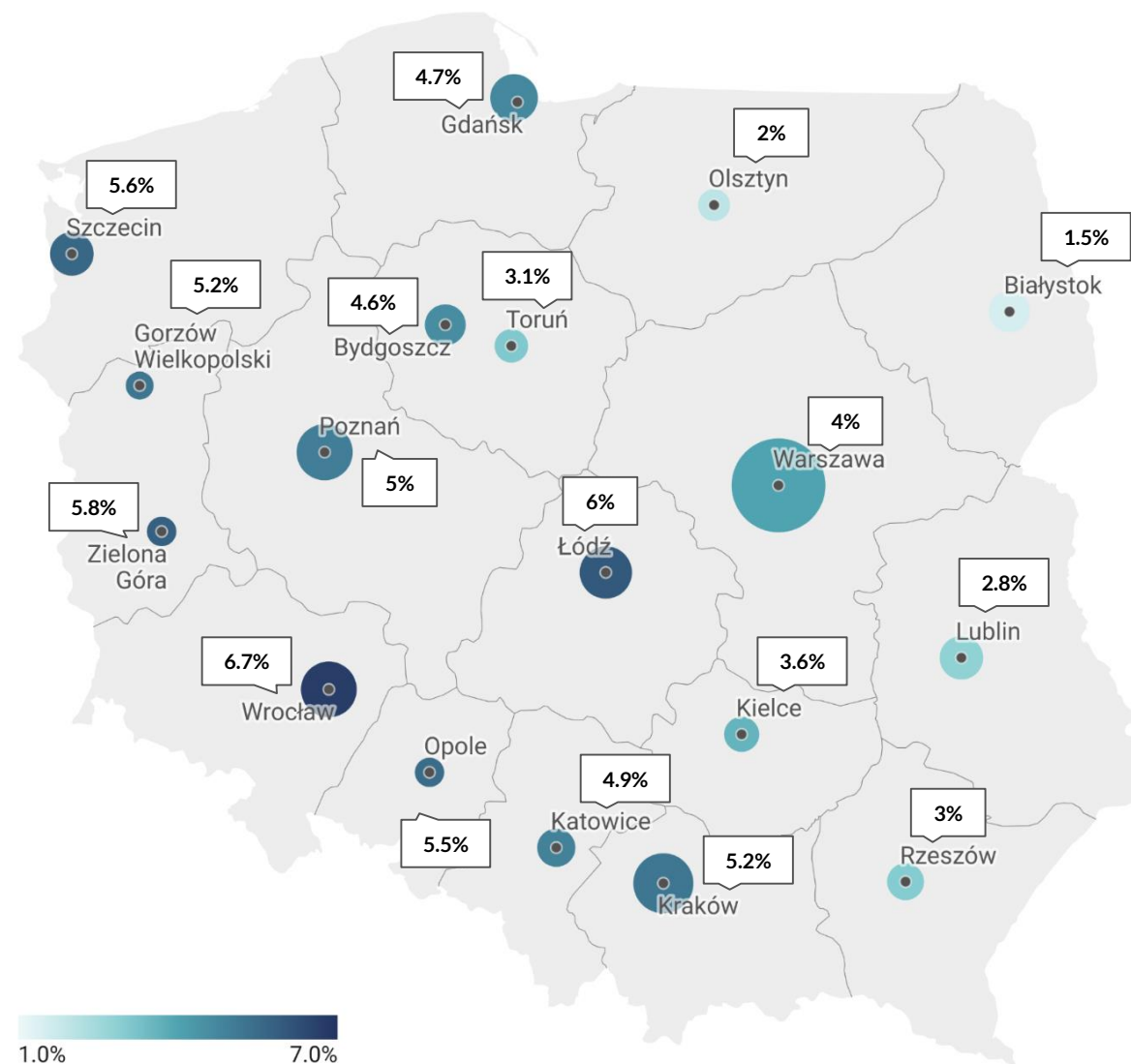
What share of all students are refugee students from Ukraine?

In provinces



What share of all students are refugee students from Ukraine?


In provincial capitals



The size of the circles corresponds to the total number of students in a given city.

Share of **migrant students from Ukraine** and **refugee students from Ukraine** in the total number of students of individual school types

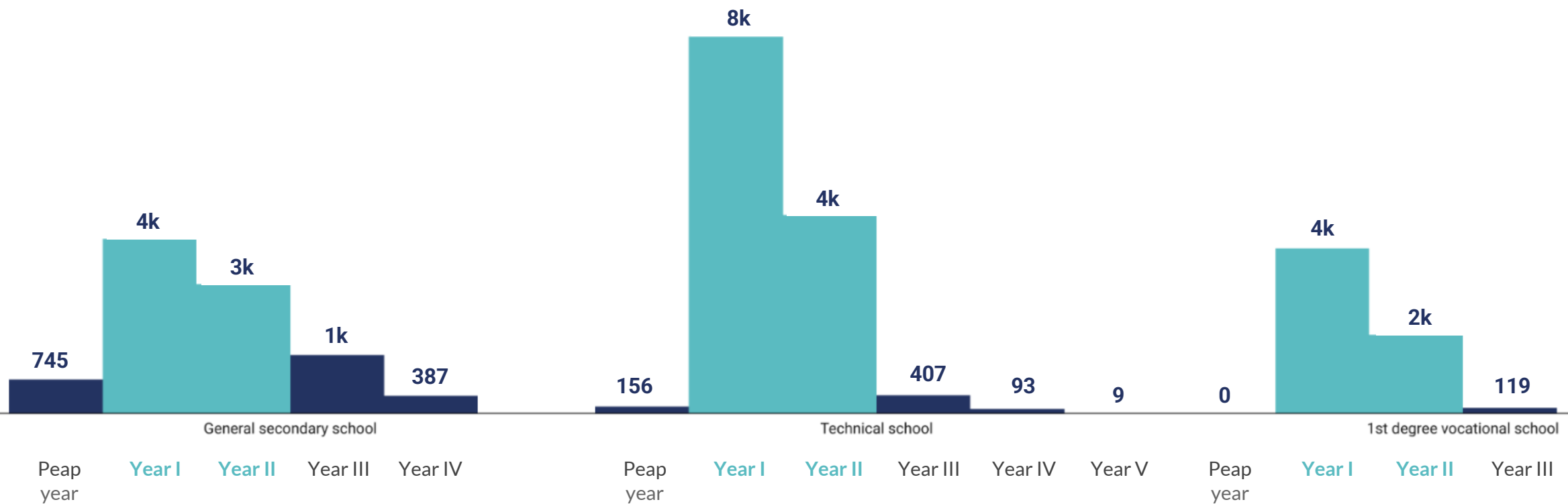
Other students Migrant students from Ukraine Refugee students from Ukraine



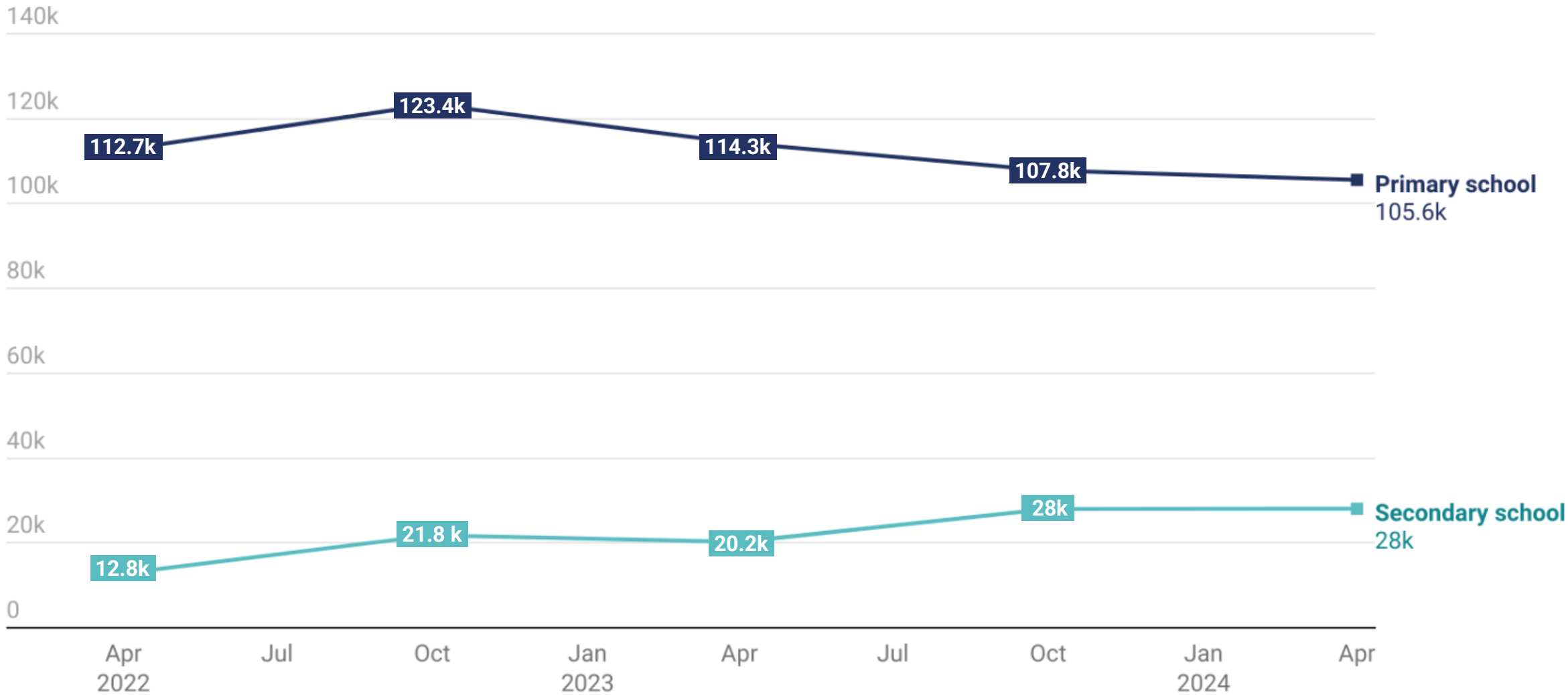
In total: **1.1%** **2.8%**

There are currently many more refugee students from Ukraine in secondary school year I and II than in other years.

Number of students in individual secondary school years as per school type

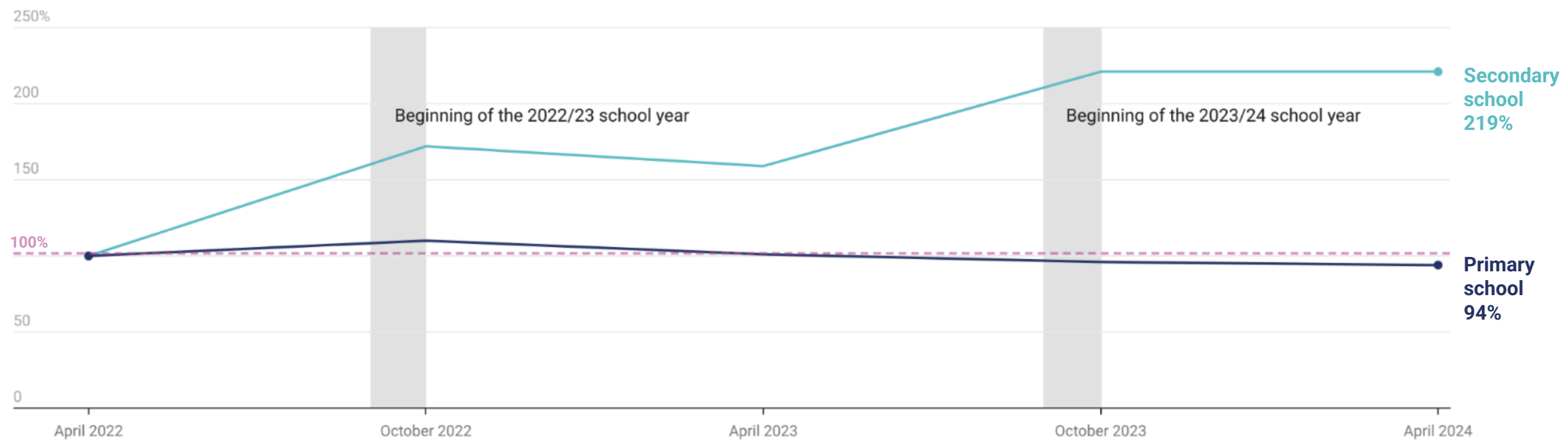


Number of refugee students from Ukraine in primary and secondary schools between April 2022 and April 2024.



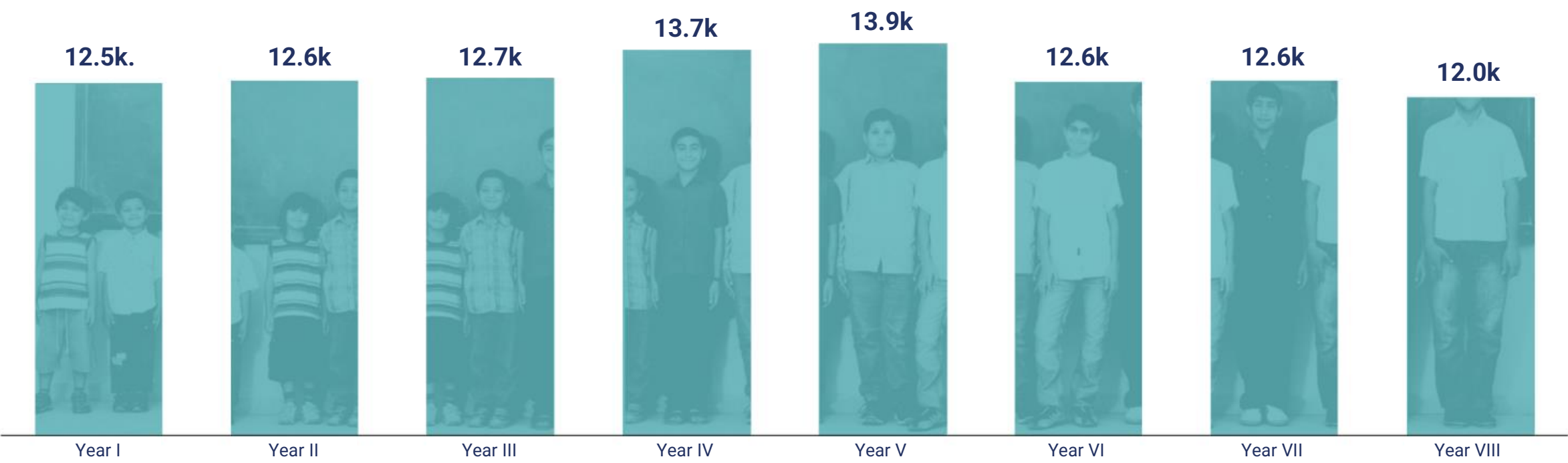
At the beginning of each school year, there is a significant percentage increase in the number of refugee students from Ukraine in secondary schools. **Most of these students are probably not new to the system**, but rather students continuing on to post-primary education.

Percentage increase in the number of refugee students from Ukraine in primary and secondary schools between April 2022 and April 2024.



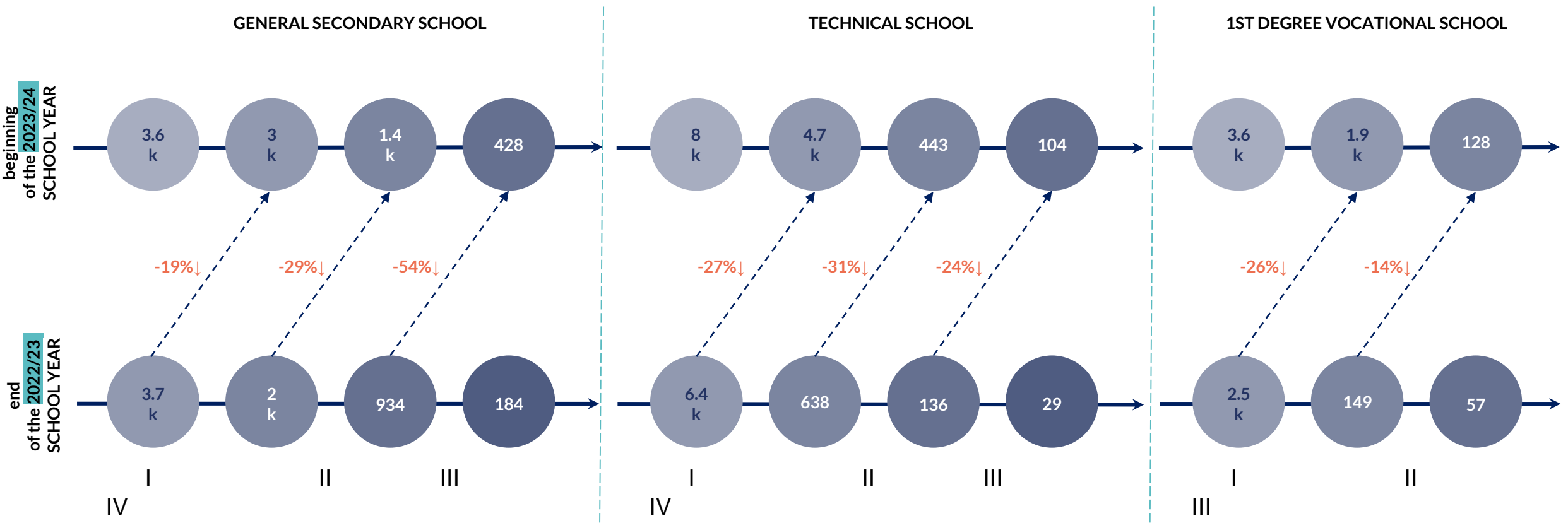
There are between 12 thousand and 14 thousand refugee students from Ukraine in each primary school year.

The number of refugee students from Ukraine in individual primary school years.



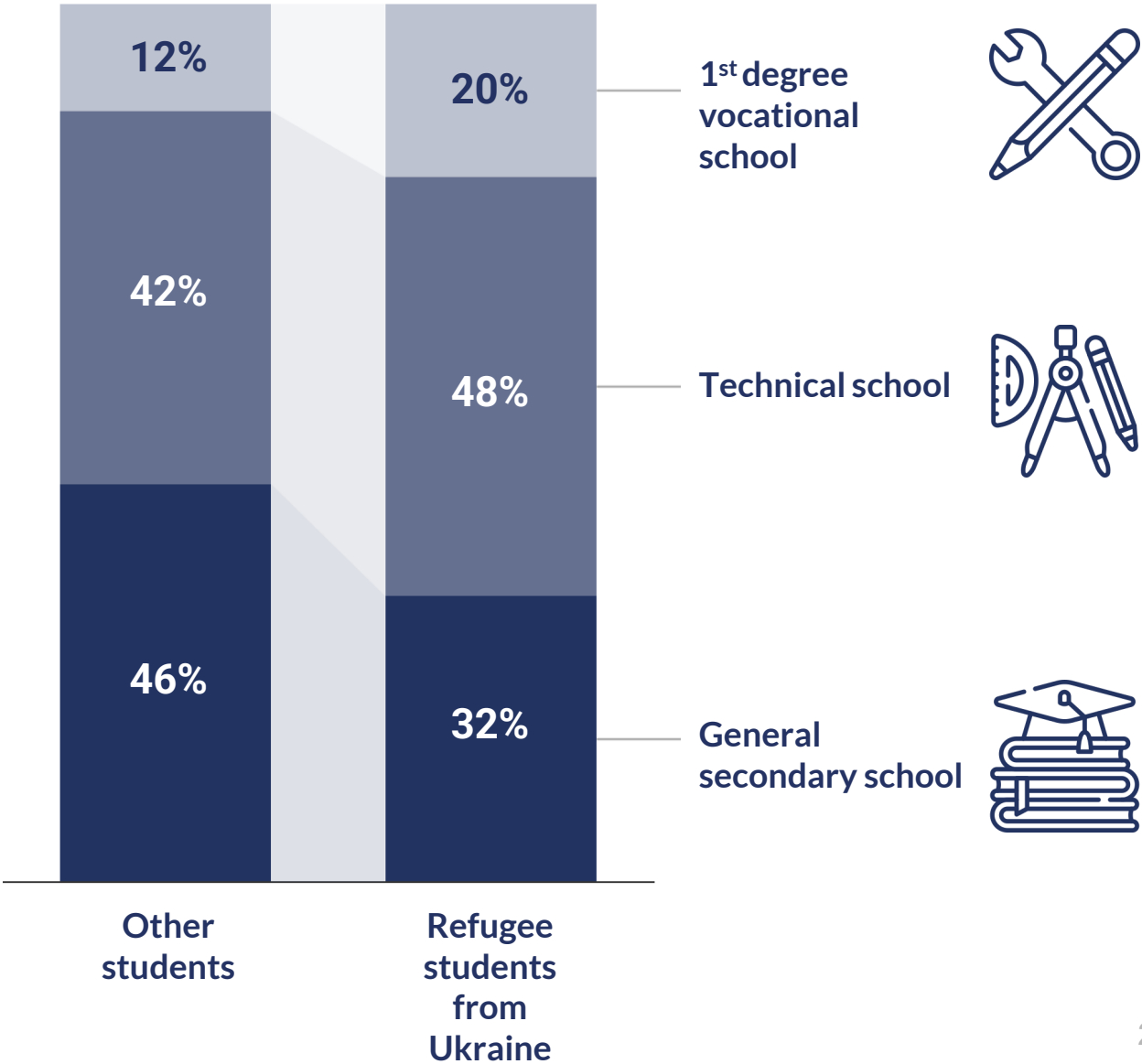
NOTE: There are approx. 31 thousand additional migrant students from Ukraine attending primary schools. There is no data on the age breakdown of this group, so it should be assumed that there is, on average, **an additional 4 thousand children in each year.**

Despite the overall increase in the number of refugee students from Ukraine in secondary schools, some students do not continue to the next grade.



Percentage share of students of general secondary schools, technical schools and 1st degree vocational schools

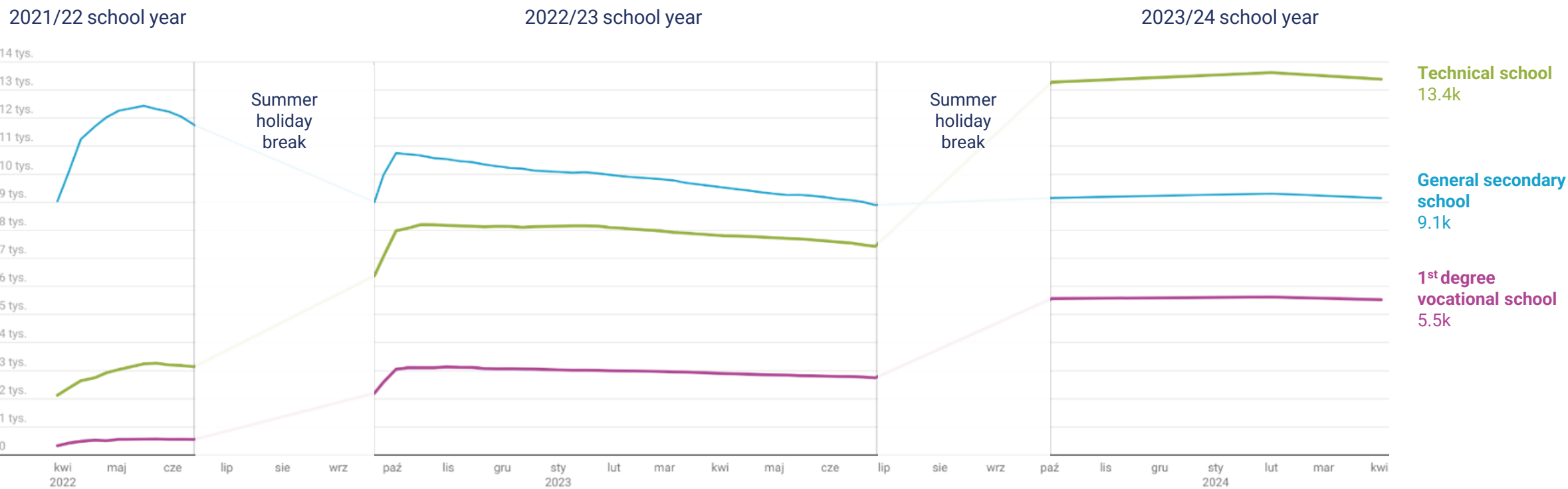
Compared to their peers, refugee students from Ukraine **more often continue on to technical and vocational schools**, less often choosing general secondary schools.



The percentages have been rounded to the nearest whole number. In cases where the sum of the rounded percentages did not equal 100%, minor adjustments were made to ensure the total equals exactly 100%.

Compared to April 2022, the greatest increase of students was recorded in technical schools, then in 1st degree vocational schools. The number of students of general secondary schools remains at a constant level.

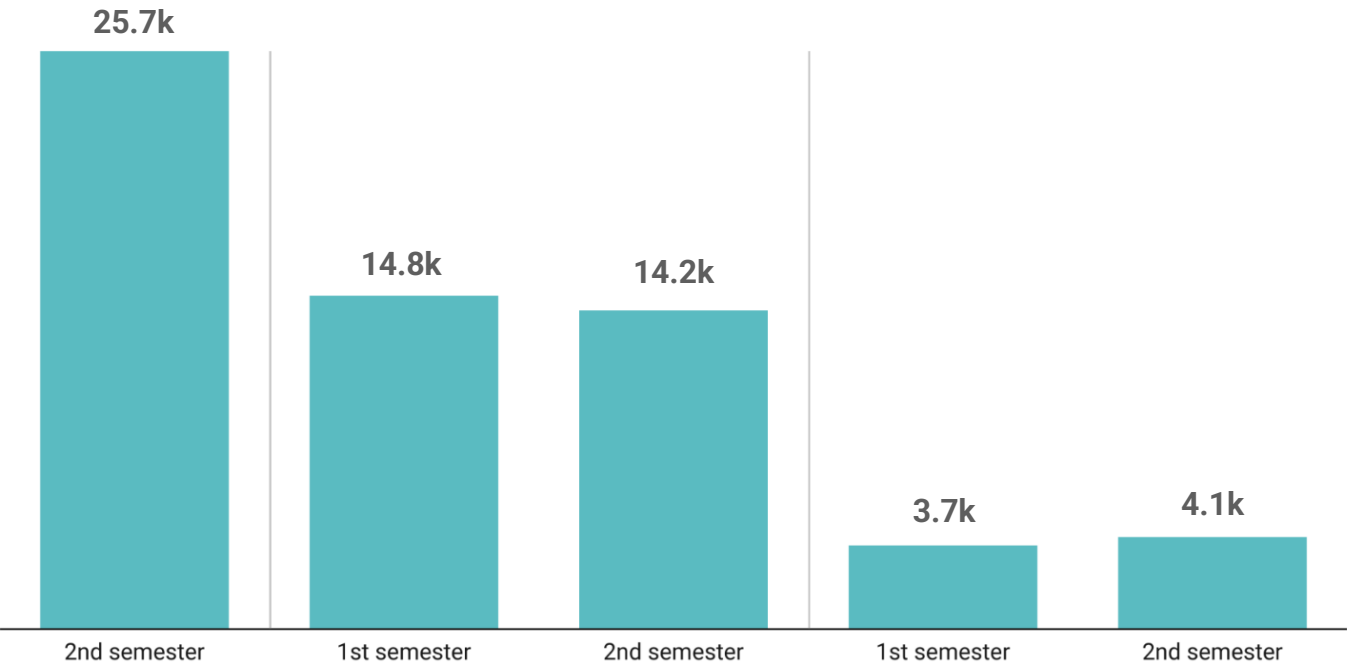
The number of refugee students from Ukraine in secondary schools between April 2022 and April 2024



In the course of 2 years, the number of preparatory years decreased by 80%.

With each school year,
the number of preparatory years decreases,
meaning also the number of children attending them.

Number of students in preparatory years



2021/22 school year

2022/23 school year

2023/24 school year

Number of preparatory years

1581

956

953

288

316

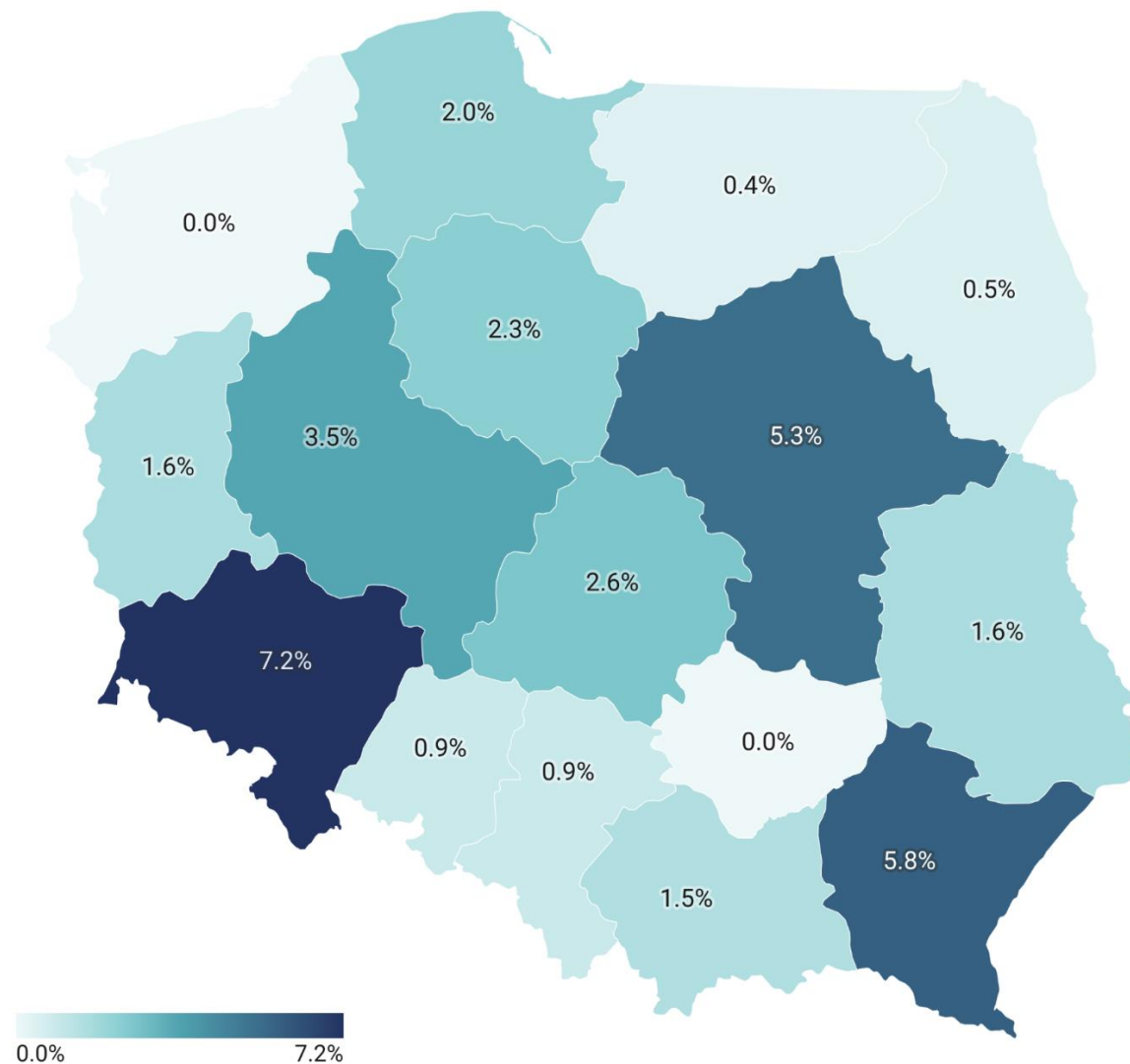


3% of refugee students from Ukraine attend preparatory classes. The remaining **97%** attend regular classes.

There are no refugee students learning in preparatory school years in West Pomerania and Świętokrzyskie provinces.

What percentage of refugee students from Ukraine attend preparatory school years?

Division per province





60%
of refugee students
from Ukraine attend
extracurricular, **free**
Polish classes held
at their schools.

Definitions: students

Refugee students from Ukraine - children attending Polish schools who came to Poland after 24 February 2022 as a result of the escalation of the war in Ukraine.

Migrant refugees from Ukraine - children who arrived in Poland before the escalation of the war in Ukraine on 24 February 2022.

Other students - other students of Polish schools, including both Polish students and foreign students with citizenship other than Ukrainian.

School-age children - children who are of compulsory school age in Poland, i.e. from the age of 7 (according to the calendar year) until they reach the age of majority (18 years old).

Primary school students - children who, at the start of the school year in question, were aged between 7 and 14 (calculated by calendar year). Due to the lack of data on the age of refugee students from Ukraine, we have assumed that pupils in primary school year I are 7 years old, pupils in year II are 8 years old, and so on. In reality, some refugee students from Ukraine may attend classes corresponding to a different age bracket than their actual age.

Secondary school students - youths who, at the beginning of the school year in question, were aged 15 and over (calculated by calendar year). In general secondary schools and technical schools, students in years IV and V may be of legal age.

Definitions: schools

Schools - public and non-public schools, excluding preschools, schools for adults, post-secondary schools, art schools without general education and Colleges for Social Service Workers.

Primary schools - primary schools excluding pre-primary education sections (so-called year zero).

Secondary schools:

- four-year general secondary school,
- five-year technical school,
- three-year 1st degree vocational school.

Other schools:

- three-year special preparatory school for work,
- two-year 2nd degree vocational school,
- art schools with general education:
 - five-year secondary art school,
 - nine-year ballet school with general education,
 - eight-year 1st degree music school with general education
 - six-year 2nd degree music school with general education,
 - eight-year Poznań Choir School,
- four-year Bednarska Szkoła Realna.

Database of applications for PESEL number with UKR status

The database contains data of persons who applied for a PESEL number with UKR status, i.e. persons who arrived in Poland from Ukraine after 24 February 2022 in result of the escalation of the war in Ukraine.

Persons who have left the territory of the Republic of Poland for more than 30 days lose their UKR status and are deregistered from the database. In practice, persons who have left the territory of the Republic of Poland for more than 30 days via the internal border of the Schengen Area and have not notified the competent authorities of this fact, remain registered in the database. Therefore, the database may overestimate the actual number of persons staying on the territory of the Republic of Poland.

For the analysis of the 2023/24 school year, data on applications from Ukrainian nationals and citizens born between 2005 and 2016 were used, assuming that these were school-age persons. It was also assumed that:

- children born between 2009 and 2016 were of primary school age,
- adolescents born between 2005 and 2008 were of secondary school age.

When calculating results for the 2021/22 and 2022/23 school year, data for persons born between 2003 and 2014, and between 2004 and 2015 were taken into account respectively.

Data sources

Ministry of National Education (SIO) via Open Data - dane.gov.pl in subsets:

- [Refugee students from Ukraine](#)
- [Foreign students](#)
- [Unit data of preschools, schools and educational facilities between 2012 and 2023](#)

Ministry of National Education (SIO) via *Rzeczpospolita* daily

- Data on the number of migrant and refugee students from Ukraine (as at 20 November 2023) made available to *Rzeczpospolita* daily by the Press Office of the Ministry of Education on 21 November 2023 via email.

Ministry of Digital Affairs via Open Data - dane.gov.pl in subsets:

- [Statistical data concerning applications to grant UKR foreigner status in connection with the conflict in Ukraine](#) (so-called database of applications for PESEL number with UKR status) - data from 14 April 2022 to 9 April 2024.

Ukrainian Ministry of Education and Science Edukacji via Right to Protection

- Data on the number of refugee students in the Ukrainian remote education system residing outside Ukraine, obtained by Right to Protection in response to a request for access to public information.

Social Insurance Institution (ZUS)

- Overview "Number of children with UKR status with Ukrainian citizenship for whom the Social Insurance Institution paid child-rearing benefit by age and province in March 2024" provided to CEO in response to a request for access to public information.

Images: UNICEF and CEO resources

All images in this publication are intended for informational and illustrative purposes and must be used only for this report and its content. UNICEF photographs are copyrighted and may not be used for an individual's or organization's promotional activities or in any commercial context.

Graphs: created with Datawrapper and Flourish



**Centre for Citizenship Education
(CEO) Foundation**

ul. Noakowskiego 10
00-666 Warszawa

www.ceo.org.pl
www.blog.ceo.org.pl

Contact

ceo@ceo.org.pl



**United Nations Children's Fund
(UNICEF)**

**UNICEF Refugee Response
Office in Poland**

ul. Towarowa 25A
00-869 Warszawa

www.unicef.org/eca/poland

Contact

poland@unicef.org

Author of the study

Paulina Chrostowska

CEO editorial board

Elżbieta Świdrowska - coordinator of the
project "Refugee students from Ukraine in
Polish schools"

Jędrzej Witkowski - President of the Board

UNICEF editorial board

Francesco Calcagno - chief of Education and
Adolescent Development and Participation,

Aleksandra Duda - Specialist in education
section

English translation

Aleksandra Szkudłapska